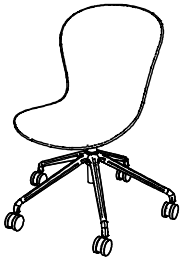


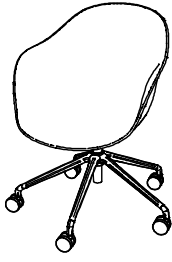
Adelaide office chair

Design by BoConcept

Samlevejledning - Assembly Instructions - Montageanleitung - Instructions d'assemblage - Instrucciones de montaje



402 - D180
2440 + 2110
81/90x43/52x65x65 cm



402-D181
2440 + 2100
81/90x43/52x65x65 cm



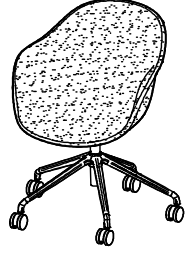
402-D182
2440 + 2130
81/90x43/52x65x65 cm



402-D183
2440 + 2120
81/90x43/52x65x65 cm




402-D184
2440 + 2170
81/90x43/52x65x65 cm




402-D185
2440 + 2240
81/90x43/52x65x65 cm


Seats:



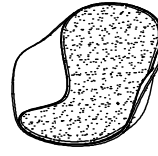
402 - 2110



402-2100



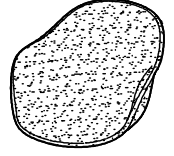
402-2130



402-2120



402-2170



402-2240

Beslag - Beschläge - Fittings - Set de montage
Fittingbag: 937000178



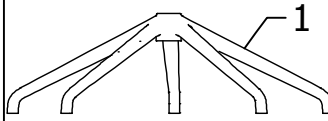
A x 4
970003125
M6x12mm




B x 4
970001959
Lock washer Ø11 / Ø6,5 mm



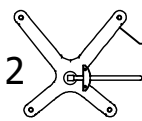
C x 1
970001692
Allen key 4 mm



006800



006798

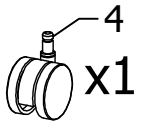


006799



006797

Sparepart bag
937000179



006797

FIG.
1

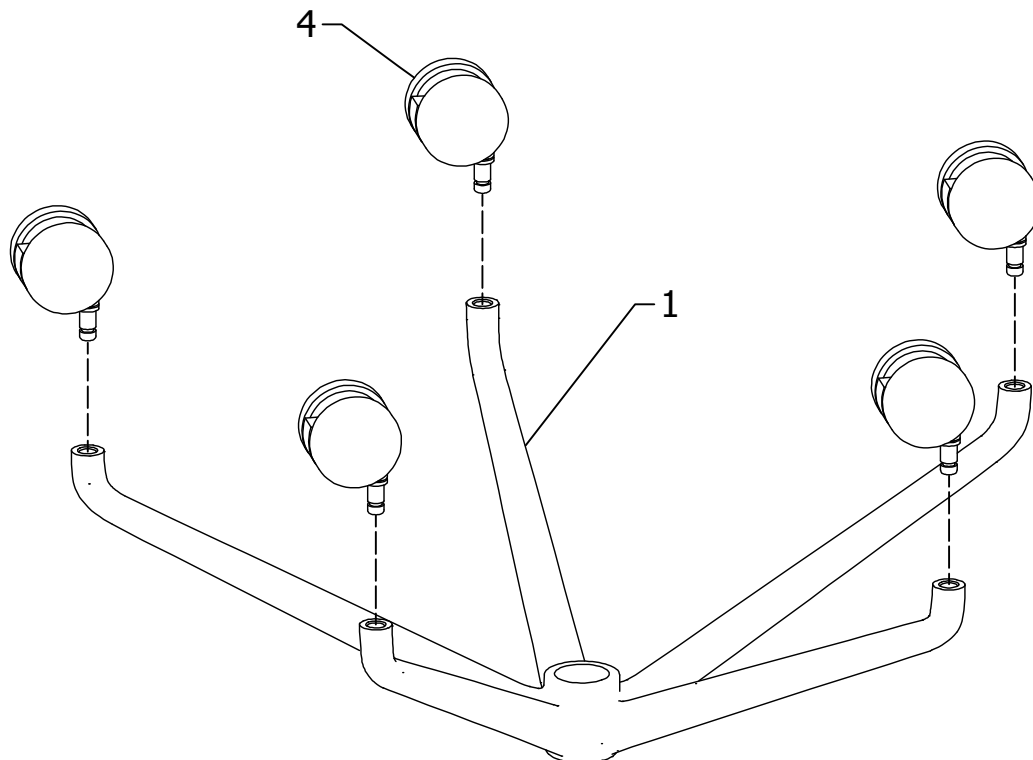


FIG. 2

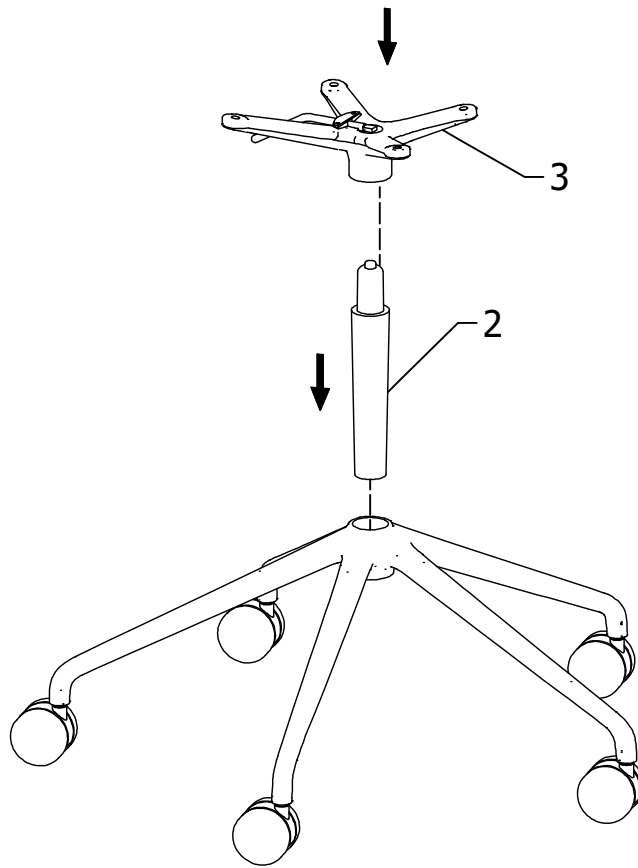
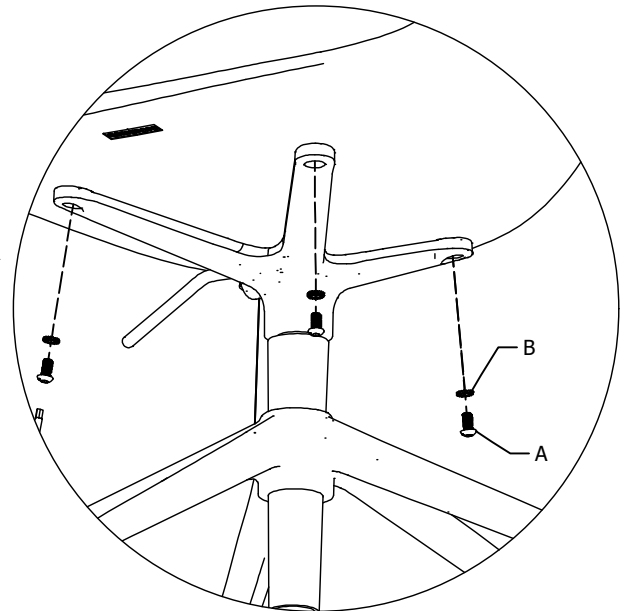
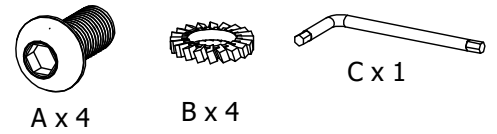
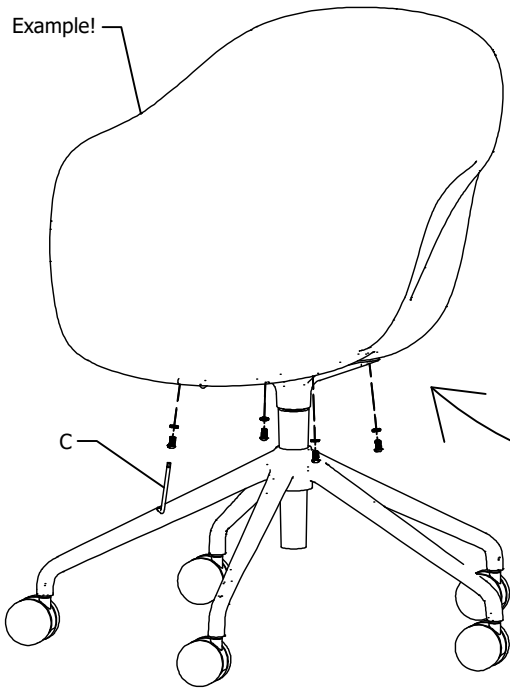


FIG. 3

Example!



DK Ved reklamation oplyses følgende:

D Im Reklamationsfall, bitte folgendes erläutern:

US In case of claims, please state the following:

F En cas de réclamation, veuillez indiquer:

NL Bij service volgene mededelen

E En caso de reclamación, indicar lo siguiente:

P No caso de reclamação, por favor indique o seguinte:

JP お気づきの点等ございましたら、以下の点をお知らせください。

Example!

